


How to download a Certificate of Analysis (CoA)

V1.0 April 2017

There are two ways to obtain a Certificate of Analysis (COA), either by using our COA Database or on the Shipping tab after an order has shipped.

How to download a Certificate of Analysis (COA) – Option 1

1. Click on the link **COA Database** in the top right corner of the website.



2. Enter the Product Number and Lot Number, then click **SUBMIT** to search our COA Database.

SEARCH

Enter Product Number:
34851

Enter Lot Number:

SUBMIT **RESET**

Product Label Diagram

1 www.lab-honeywell.com 2 Honeywell | Riedel-de Haën™
3 Cat. 34851-2.5L
4 Lot No. X123X
5 Mfg. date: 16041906
6 Mfg. date: 16041906
7 UN1648 For Labellers Use Only
8 ACETONITRILE
9 Acetonitrile (CAS 75-05-8)
10 Chromasolv™
11 Gradient grade For HPLC, > 99.9%
12 2.5 L
13

Product/Catalog Number is located at number 2

SEARCH RESULT Show 10 records

Lot#_Product#	Download / View
No records available	

Showing 0 of 0 pages Previous Next

To search for a Certificate of Analysis (COA), enter the product or catalog number, and lot number, if available.

Product and lot number are found on the product label, as indicated in the diagram at the right.

If your search returns no results, please [Contact Us](#) for further assistance.

How to download a Certificate of Analysis (COA) – Option 1 (continued)

3. Click on the **Download/View** link for the matching filename to open the COA.

The screenshot shows the Honeywell Research Chemicals website's COA Database search page. At the top, there are navigation links for 'Distributor Login', 'COA Database', and 'Find (M)SDS', along with a language selector set to 'ENGLISH'. A search bar is present with the text 'SEARCH SITE'. Below this is a horizontal menu with options: HOME, PRODUCTS, HOW TO BUY, RESOURCES, NEWSROOM, ABOUT US, and CONTACT US.

The main heading is 'COA Database'. On the left, there is an image of a hand holding a magnifying glass over a document. Below it, text reads: 'To search for a Certificate of Analysis (COA), enter the product or catalog number, and lot number, if available. Product and lot number are found on the product label, as indicated in the diagram at the right. If your search returns no results, please [Contact Us](#) for further assistance.' A red arrow points from the 'Contact Us' link to the right.

The search form on the right has two input fields: 'Enter Product Number:' with the value '34851' and 'Enter Lot Number:'. Below these are 'SUBMIT' and 'RESET' buttons. To the right of the form is a 'Product Label Diagram' for 'ACETONITRILE' (Chromasolv™) with various hazard symbols and numbers (1-13) indicating where to find specific information. Below the diagram, it says 'Product/Catalog Number is located at number 2'.

The 'SEARCH RESULT' section shows a table with one row:

Lot#_Product#	Download / View
SZBG339BH_34851	Download / View

 Below the table, it says 'Showing 1 of 1 pages' and 'Previous 1 Next'. A red dashed box highlights the 'Download / View' link in the table row.

4. If your search returns no results, then click the **Contact Us** link and complete the form for further assistance.

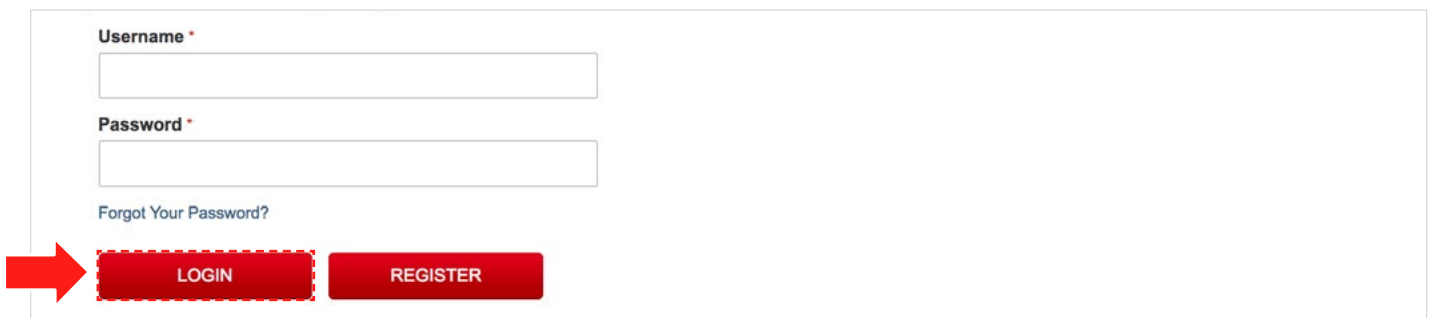

This screenshot shows the same search interface as above, but with no results. The 'SUBMIT' and 'RESET' buttons are visible. The 'SEARCH RESULT' section shows a table with no rows:

Lot#_Product#	Download / View
No records available	

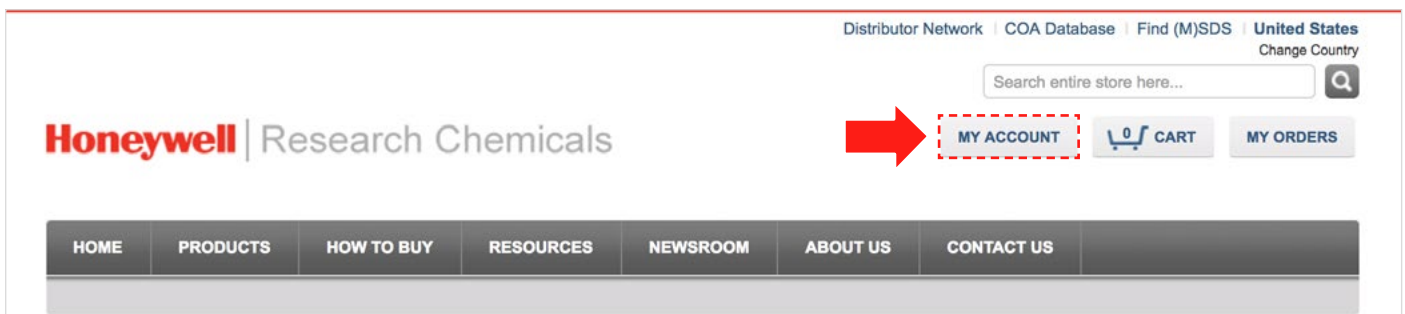
 Below the table, it says 'Showing 0 of 0 pages' and 'Previous Next'. A red arrow points from the text 'If your search returns no results, please [Contact Us](#) for further assistance.' to the 'Contact Us' link, which is highlighted with a red dashed box.

How to download a Certificate of Analysis (COA) – Option 2

1. Login to your account.



2. Click on the **MY ACCOUNT** button in the top right corner of the website and select **My Orders** from the menu.



How to download a Certificate of Analysis (COA) – Option 2 (continued)

3. Enter search details.

The screenshot displays the 'Search My Orders' page. At the top right, there are links for 'MY ACCOUNT', 'MANAGE CARTS', 'CART', and 'LOG OUT'. Below this is the 'Honeywell | Research Chemicals' header and a 'Logged in as Albert Einstein' indicator. A navigation bar includes 'HOME', 'PRODUCTS', 'RESOURCES', 'NEWSROOM', 'ABOUT US', and 'CONTACT US'. The main content area is titled 'Search My Orders' and is divided into three sections: 'Search Options', 'Search Criteria', and 'Search Results'. The 'Search Options' section lists various search criteria, with 'PO/Reference Number' highlighted in red. The 'Search Criteria' section contains a text input field for the PO/Reference Number, a checkbox for 'With Item Data', and 'Search' and 'Reset' buttons. The 'Search Results' section shows 'Total Matches: 1' and a 'Download' button. Below these sections is a table with columns: Order Number, Document Type, PO/Reference Number, Ship St., Net Value, Source, and Order Date. The first row of the table has the Order Number '1752682' highlighted in red. A search bar is located at the bottom right of the table area.

Order Number	Document Type	PO/Reference Number	Ship St.	Net Value	Source	Order Date
1752682	Standard Order		✓	€ 48.87	Email/Fax	06.03.2017

- 1 Select one of the search options from the list on the left side of your screen.
- 2 Fill in the search attributes in **Search Criteria** for the selected search option.
- 3 Click the **Search** button.
- 4 Click on the red link for the desired Order Number and you will be taken to the Order Summary page.

How to download a Certificate of Analysis (COA) – Option 2 (continued)

4. To display shipping details, including COAs for shipped items, click the **Shipping** button on the left side of the page below the menu bar.

Standard Order 1752682

Summary Pricing **Shipping** s etc.

Sold-to:
Ship-to:
Bill-to:
Payer:

Download Copy Order Back Contact Us

Item #	Product #	Description	Quantity	Unit	Net Value	Ship Status	Copy
10	34863-2.5L	R34863 2-Propanol CRS 2,50LFL	3	Each	€ 48.87	On Schedule	<input checked="" type="checkbox"/>

Showing 1 to 1 of 1 entries

5. Click on the red link for **get COA** and a new window will open containing the COA for the lot number shipped for that specific order and line item.

NOTE: If using Internet Explorer, your browser settings may require you to hold the CTRL key down while you click on the icon.

Standard Order 1752682

Summary Pricing **Shipping** Texts, Docs etc.

Sold-to:
Ship-to:

Show 10 entries

Item #	Product #	COA	MSDS	Ship Status	Delivery Date	Qty	Unit	Pack List	BOL	Carrier / Tracking #	Copy
10	34863-2.5L	get COA		shipped	04.04.2017	3	Each			TNT EXPRESS INTERNATIONAL	<input checked="" type="checkbox"/>